



Parent GO 4 Schools Mobile App Quick Start Guide

The GO 4 Schools Mobile App keeps you informed about any of your children who attend any school that subscribes to GO 4 Schools to ensure you can see how they are performing at school. The App is completely free of charge to both parents and students, where the school has a subscription to the GO 4 Schools App module and can be downloaded




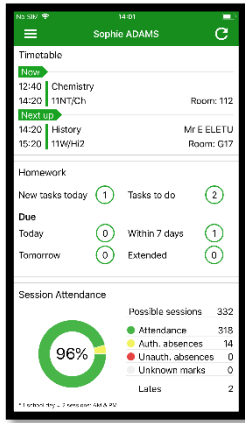
from:

Google Play and the Google Play logo are trademarks of Google LLC.

Apple, the Apple logo, iPhone, and iPad are trademarks of Apple Inc., registered in the U.S. and other countries and regions. App Store is a service mark of Apple Inc.

What the App can show you:

Currently you can view the timetable, homework, attendance, behaviour and attainment information for your children. This includes looking in depth at the homework set, including attached documents. You will also receive notifications containing a summary of homework tasks and behaviour events at the end of the school day, and detentions as they are set/changed/cancelled.

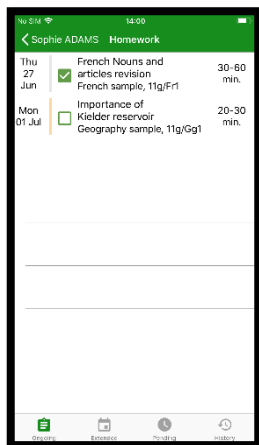
<ol style="list-style-type: none"> 1. Tap on the App to open. 2. Type in your email address and password. <i>This is the same email address and password you use to log into the GO 4 Schools website.</i> 3. Click on 'log in'. <i>If you are a first-time user, you will need to log into the website first to receive your password.</i> 		<p>The homepage shows a student's current timetable and overview of the status of their homework. Scroll down to see attendance, behaviour and attainment information. Tap on the timetable or homework to view more information.</p>	
--	---	---	---

Homework overview:

The homework card allows you to filter by ongoing, extended, pending homework or history.

You will also see which homeworks your child has marked as 'Done'.

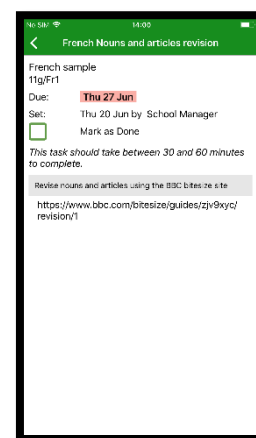
Tap on the specific homework you wish to view.



Homework detail:

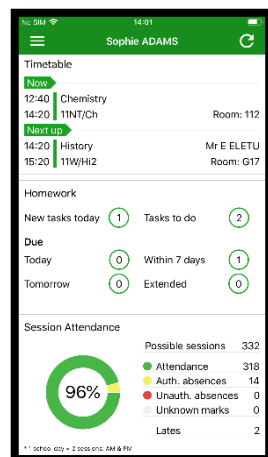
Detailed homework information is visible with attachments and weblinks.

If the school tracks homework you can see when a class teacher has ticked off the completion of homework tasks or marks if the work has been assessed. You will also see if your child has marked it as 'Done'.

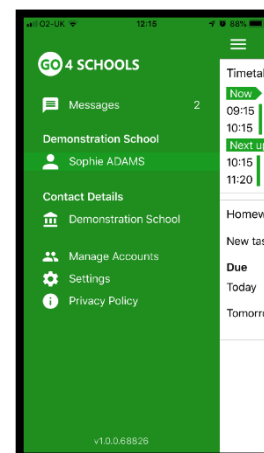


Messages

Tap on the menu in the top-left corner to access messages and settings.

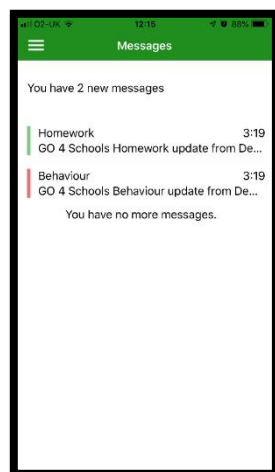


Messages from your school and your settings can be accessed from this menu.



In the **message inbox** tap on the message for more detail.


Your messages will be organised by date order and titled by areas such as Homework, Behaviour and Detention notifications.



Sample message:

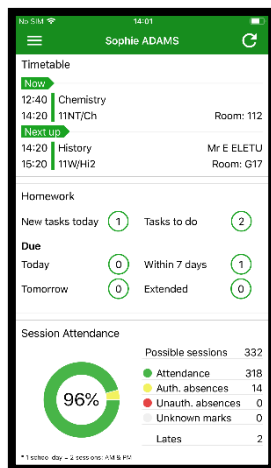
Here is an example of how a message might look.

Tap back on messages and then your child's name to return to the main screen.



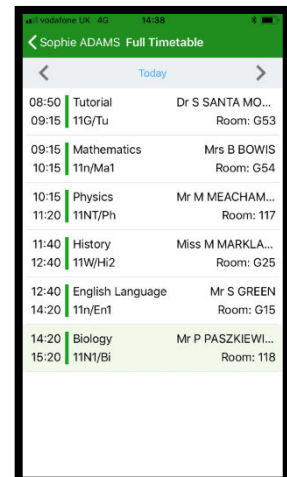
Timetable:

From the main screen you can also tap on the timetable for more information.



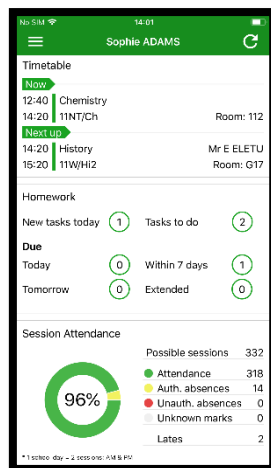
Timetable detail:

You are then presented with today's timetable. You can tap or swipe to previous and future days at the top.

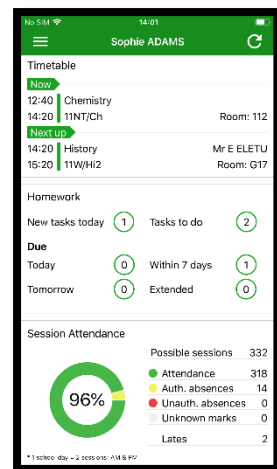


Attendance:

From the main screen scroll down to view attendance information. A chart displays the overall percentage attendance.

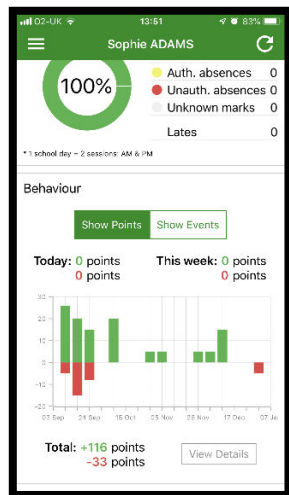


The App will also display detail about specific attendance marks including authorised and unauthorised attendance marks. Late marks are incorporated into the overall attendance marks and unknown marks are waiting for confirmation of the reason for the absence. NOTE: There are two possible sessions in a school day, AM and PM.

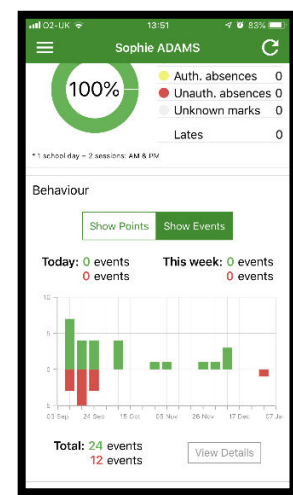


Behaviour:

Continue to scroll down the app to the Behaviour information. This will display a bar chart of both negative and positive behaviour points over time, the chart can be scrolled across throughout the year. Positive points are shown in green and negative points in red with a total points count.



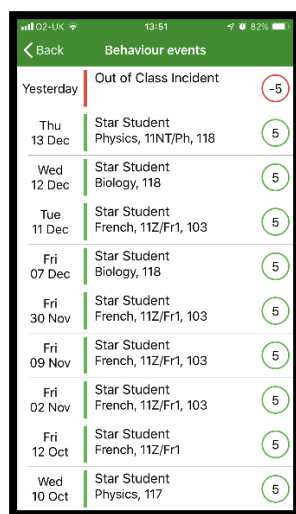
If you prefer you can toggle the graph to show the number of events rather than points. This will allow you to see the number of positive and negative events recorded over time. Again, you can scroll the chart across and positive events are in green and negative events in red.



Behaviour detail:

If you tap the 'details' button or tap in the white space around the behaviour chart you can then view the detailed event record for your child including the date, the subject, the event type and the associated points.

This is useful to see if positive or negative behaviour are occurring in certain lessons.

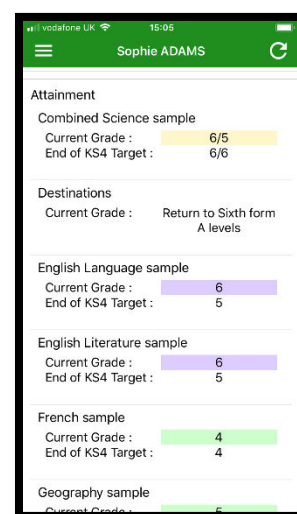


Screenshot of the app's Behaviour events detail screen for Sophie ADAMS. It shows a list of events with dates, subjects, and associated points.

Date	Event Type	Subject	Points
Yesterday	Out of Class Incident		-5
Thu 13 Dec	Star Student	Physics, 11N1/Ph, 118	5
Wed 12 Dec	Star Student	Biology, 118	5
Tue 11 Dec	Star Student	French, 11Z/Fr1, 103	5
Fri 07 Dec	Star Student	Biology, 118	5
Fri 30 Nov	Star Student	French, 11Z/Fr1, 103	5
Fri 09 Nov	Star Student	French, 11Z/Fr1, 103	5
Fri 02 Nov	Star Student	French, 11Z/Fr1, 103	5
Fri 12 Oct	Star Student	French, 11Z/Fr1	5
Wed 10 Oct	Star Student	Physics, 117	5

Attainment:

Scrolling down further, you can see the attainment card, showing how your child is doing in their subjects. The attainment card at the top level provides their grades, and their residual (how well they are doing when compared to their target), if shared by their school.

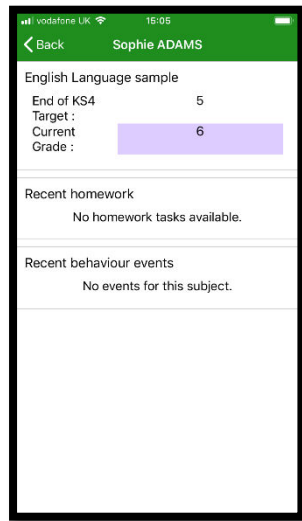


Screenshot of the app's Attainment section for Sophie ADAMS. It shows a list of subjects with current grades and end of KS4 targets.

Subject	Current Grade	End of KS4 Target
Combined Science sample	6/5	6/6
Destinations	Return to Sixth form A levels	
English Language sample	6	5
English Literature sample	6	5
French sample	4	4
Geography sample	5	

Subject detail:

If you tap on a specific subject you can see an overview of attainment, behaviour and homework for that subject



You can easily return to the main screen by using the '< back' button.

Additional features may become available in the future depending on the different GO 4 Schools modules your school has selected.